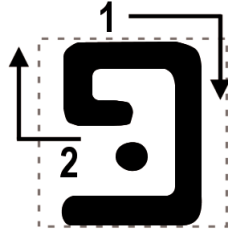


# Pey Writing Practice

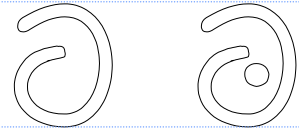
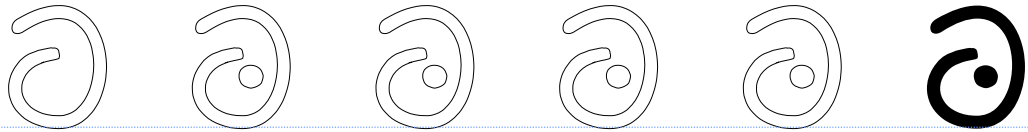
*“P” as in park*  
*no dot – “ph” as in phone*



Handwriting practice lines for the Hebrew letter Pe. The first row contains six letters: five hollow outlines for tracing and one solid black letter. The second row contains three hollow outlines for tracing. The third row contains two hollow outlines for tracing. The fourth row contains one hollow outline for tracing. A vertical pink line is on the right side of the page.

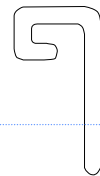
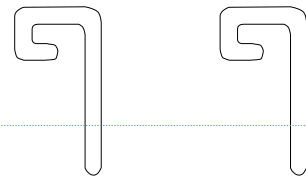
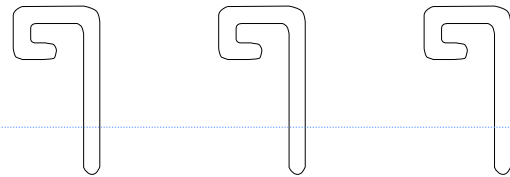
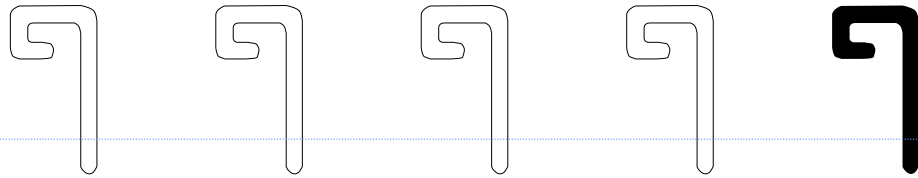
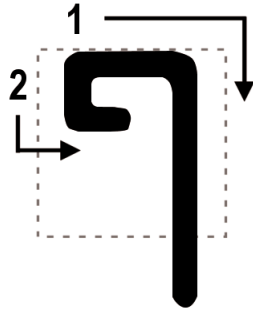
# Pey Writing Practice

*“P” as in park*  
*no dot – “ph” as in phone*



# Final Fey Writing Practice

*“Ph” as in phone*



# Final Fey Writing Practice

*“Ph” as in phone*

